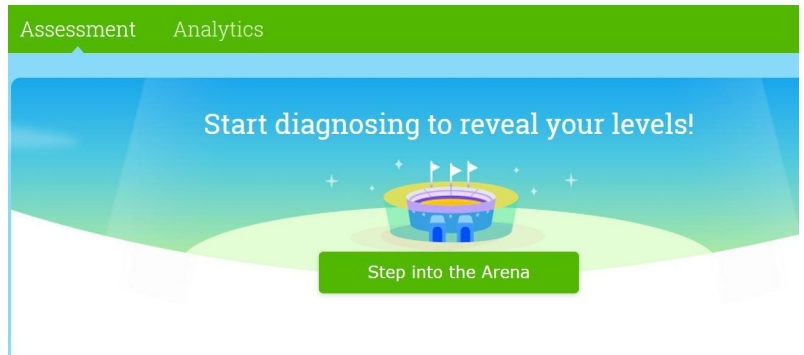


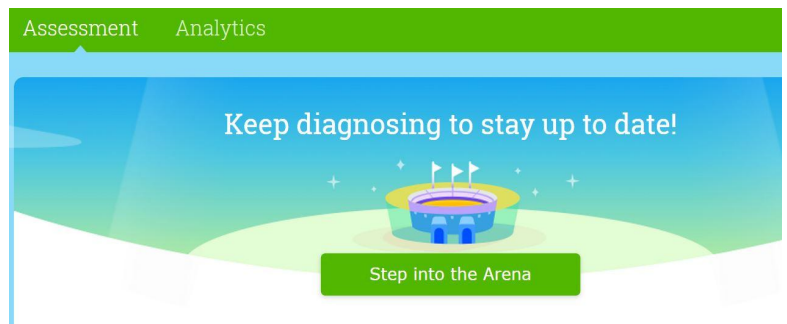
# IXL - Student Summer Directions

- 1) Log into your IXL account with the username and password provided.
- 2) Under “**Assessments**” Click on “**Step into the Arena**”.

If this is the first time completing the diagnostic it will look like this:



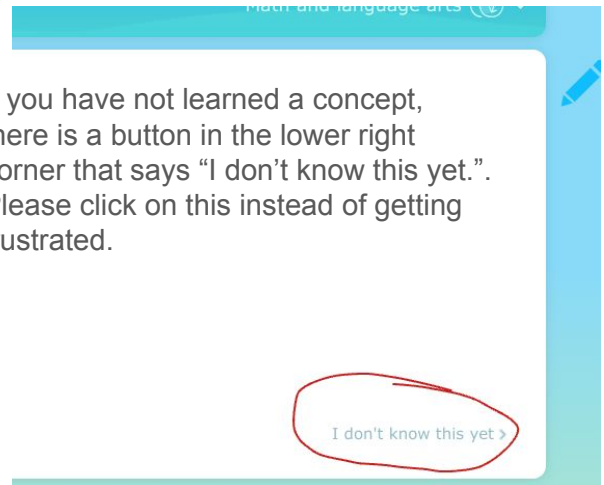
If you have completed it before it will look like this:



- 3) Begin **answering the questions until the system shows it is complete** and gives you scores for the six categories being determined. This can take a while for the system to find what you do and do not understand, you can take a break and come back to complete it.

If you have not learned a concept, there is a button in the lower right corner that says “I don’t know this yet.”. Please click on this instead of getting frustrated.

- 4) Once the Diagnostic has been completed (you will receive notification), you will need to **complete 15** of the activities on your “**Recommendations Wall**”
  - a) These need to be completed to 90%
  - b) Unless you are in honors math, then must be to 100%.



- 5) NWEA recommendations have been included in IXL this year. You are welcome to try some of those as it may be a challenge.

- 6) The first grade of the year will be taken from completion of any recommended activities to the required percentage.

